

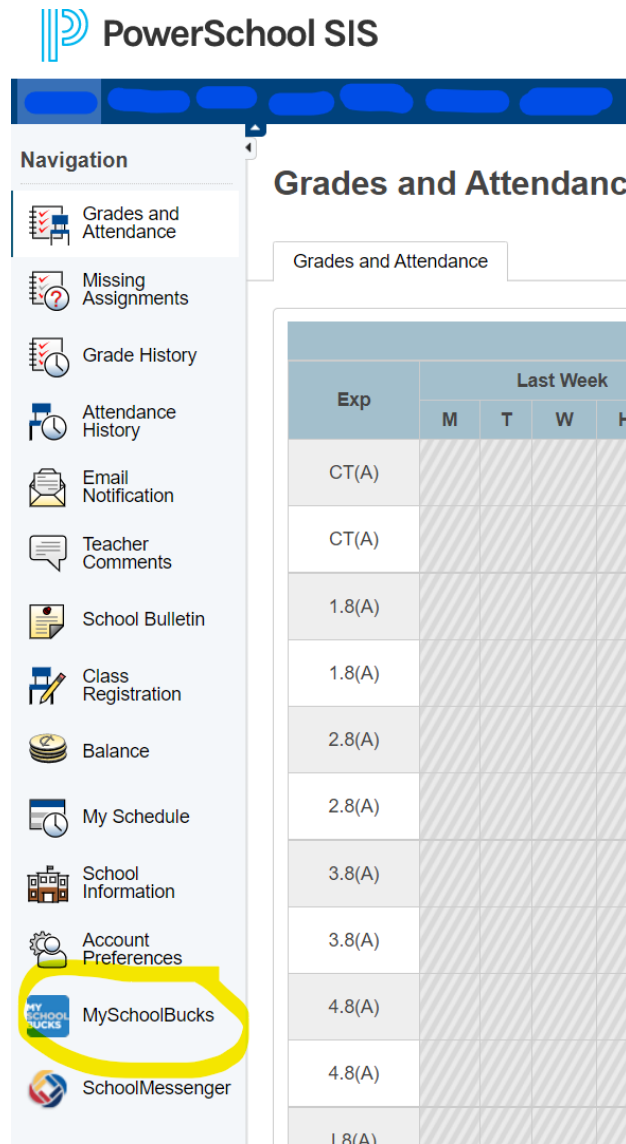
MySchoolBucks is now linked in PowerSchool's Parent Portal

PowerSchool and MySchool Bucks have made it easier to pay your school fees such as iPad insurance and book/technology fees as well as adding money to your child's lunch account.

First, log in to your Parent Portal in PowerSchool.

***This cannot be done in the PowerSchool App. If using a phone, open a browser and login to the PowerSchool Parent Portal.**

Click the "MySchoolBucks" icon shown below.



PowerSchool SIS

Navigation

- Grades and Attendance
- Missing Assignments
- Grade History
- Attendance History
- Email Notification
- Teacher Comments
- School Bulletin
- Class Registration
- Balance
- My Schedule
- School Information
- Account Preferences
- MySchoolBucks**
- SchoolMessenger

Grades and Attendance

Grades and Attendance

Exp	Last Week			
	M	T	W	H
CT(A)				
CT(A)				
1.8(A)				
1.8(A)				
2.8(A)				
2.8(A)				
3.8(A)				
3.8(A)				
4.8(A)				
4.8(A)				
1.8(A)				

It then takes you to the new MySchoolBucks page inside of your PowerSchool account. Click the "Get Started" button circled in the next photo.

PowerSchool SIS | Welcome | Help | Sign Out

Navigation

- Grades and Attendance
- Missing Assignments
- Grade History
- Attendance History
- Email Notification
- Teacher Comments
- School Bulletin
- Class Registration
- Balance
- My Schedule
- School Information
- Account Preferences
- MySchoolBucks

MY SCHOOL BUCKS | Meal Account & Invoice Payments | Go To MSB

Make meal account and invoice payments right from PowerSchool. **Get Started**

Meal Account

Student	Balance

Add Funds

School Invoices

Date Added	Fee	Student	Amount Due	Status

Pay Now

District Code: RMTP

This will now enable you to link your existing MySchoolBucks account or create a new one. Click the button that applies to you. (New User or Existing User)

*If you cannot remember if you have a MySchoolBucks, you can click “New.” If any lunch money funds were on the old account, it may not show on the new linked account.

MY SCHOOL BUCKS | English | HOME >

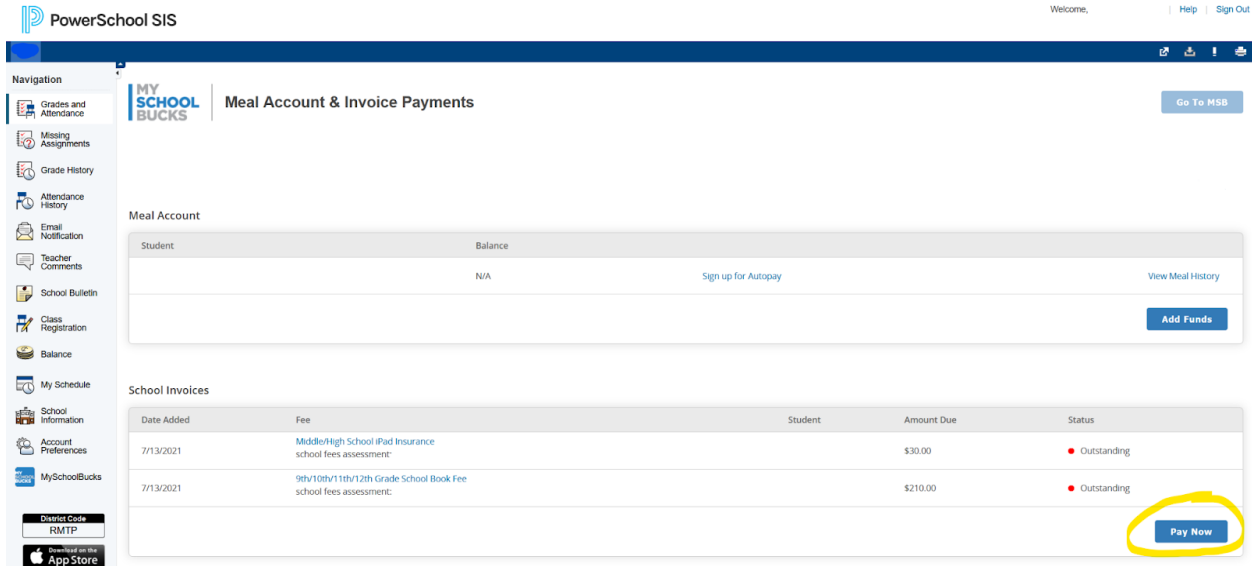
MY SCHOOL BUCKS

New MySchoolBucks User ?

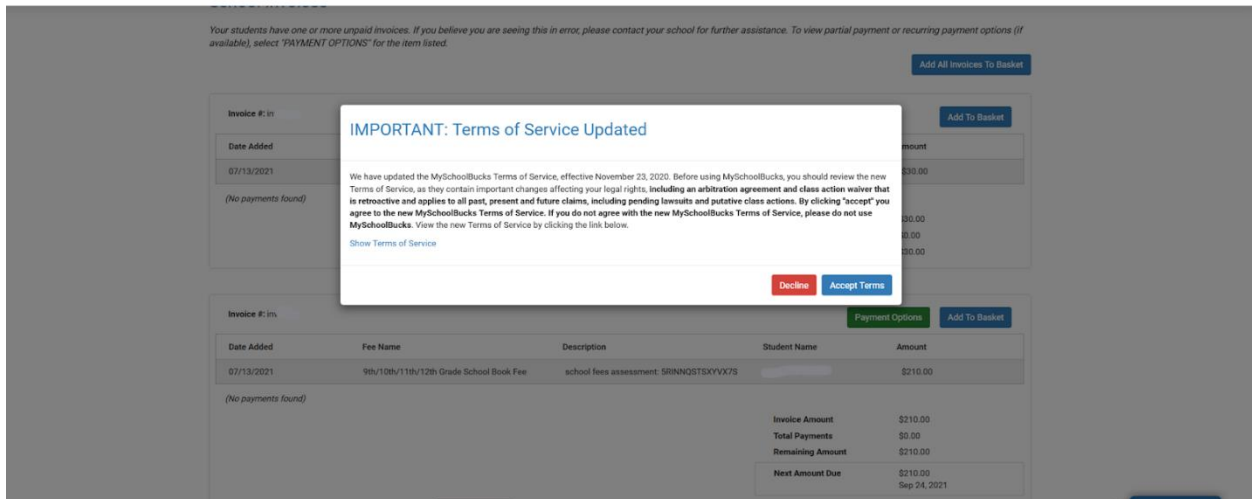
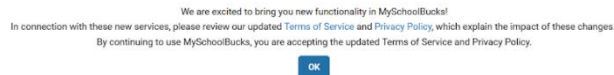
Existing MySchoolBucks User ?

If **New to MySchoolBucks** applies, Click the Green button and it will take you right to the new window in the PowerSchool Parent Portal.

The photo below is what it will look like.
You can then click “Pay Now.”



You may get a notification stating the Terms of Service have been updated. Make sure you accept the terms.



You are now ready to view and pay your school fees invoices as well as add money to your child(ren)'s lunch account.

School Invoices

Your students have one or more unpaid invoices. If you believe you are seeing this in error, please contact your school for further assistance. To view partial payment or recurring payment options (if available), select 'PAYMENT OPTIONS' for the item listed.

[Add All Invoices To Basket](#)


Invoice #: inv [Add To Basket](#)

Date Added	Fee Name	Description	Student Name	Amount
07/13/2021	Middle/High School iPad Insurance	school fees assessment		\$30.00
<i>(No payments found)</i>				
				Invoice Amount
				Total Payments
				Remaining Amount


Invoice #: inv [Payment Options](#) [Add To Basket](#)

Date Added	Fee Name	Description	Student Name	Amount
07/13/2021	9th/10th/11th/12th Grade School Book Fee	school fees assessment		\$210.00
<i>(No payments found)</i>				
				Invoice Amount
				Total Payments
				Remaining Amount
				Next Amount Due

If you have an **Existing MySchoolBucks** account, click the Blue button. It will give you the following login screen.




You will need to enter your current MySchoolBucks account login credentials. See the photo below. It will open in another window.


[New MySchoolBucks User](#)
[Existing MySchoolBucks User](#)

Log In to Your Account

[Login](#)

A User Profile Changes box may appear if your username is different from PowerSchool and MySchoolBucks. Make sure you review and update the changes. (See below)

 School District Home Meal Accounts School Store Help English
HOME

Confirm User Profile Changes

Your linked Identity Provider indicates changes to your user profile information. Click "Update" to accept the new user profile information and update your MySchoolBucks profile. Click "Skip" if you would like to be reminded the next time you log in. Click "Don't show me this again" and this notification will not appear again.

Current First Name:

New First Name:

Current Last Name:

New Last Name:

Current Email Address:

New Email Address:

[Don't Show Me This Again](#) [Skip For Now](#) [Update](#)

You are now ready to view and pay your school fees invoices as well as add money to your child(ren)'s lunch account. (See below)

School Invoices

Your students have one or more unpaid invoices. If you believe you are seeing this in error, please contact your school for further assistance. To view partial payment or recurring payment options (if available), select 'PAYMENT OPTIONS' for the item listed.

[Add All Invoices To Basket](#)

Invoice #: inv [Add To Basket](#)

Date Added	Fee Name	Description	Student Name	Amount	
07/13/2021	Middle/High School iPad Insurance	school fees assessment	[REDACTED]	\$30.00	
<i>(No payments found)</i>					
				Invoice Amount	\$30.00
				Total Payments	\$0.00
				Remaining Amount	\$30.00

Invoice #: inv [Payment Options](#) [Add To Basket](#)

Date Added	Fee Name	Description	Student Name	Amount	
07/13/2021	9th/10th/11th/12th Grade School Book Fee	school fees assessment	[REDACTED]	\$210.00	
<i>(No payments found)</i>					
				Invoice Amount	\$210.00
				Total Payments	\$0.00
				Remaining Amount	\$210.00
				Next Amount Due	\$210.00 Sep 24, 2021


Adding Funds to your student's lunch account in PowerSchool

This is where you add funds to your student's lunch account -

PowerSchool SIS Welcome, | [Help](#) | [Sign Out](#)

Navigation

- [Grades and Attendance](#)
- [Missing Assignments](#)
- [Grade History](#)
- [Attendance History](#)
- [Email Notification](#)
- [Teacher Comments](#)
- [School Bulletin](#)
- [Class Registration](#)
- [Balance](#)
- [My Schedule](#)
- [School Information](#)
- [Account Preferences](#)
- [MySchoolBucks](#)



Meal Account & Invoice Payments

[Go To MSB](#)

Meal Account

Student	Balance	
	\$2.50	Sign up for Autopay
		View Meal History
		Add Funds

School Invoices

Date Added	Fee	Student	Amount Due	Status
7/13/2021	Middle/High School iPad Insurance school fees assessment		\$30.00	● Outstanding
7/13/2021	9th/10th/11th/12th Grade School Book Fee school fees assessment		\$210.00	● Outstanding

[Pay Now](#)

Save time. Eliminate the hassle of manually adding funds over and over again. Set up AutoPay today. [Set Up AutoPay](#)

STUDENT	BALANCE	SELECT AMOUNT	AMOUNT
		\$0 \$10 \$20 \$35 Other	\$0.00

Choose a payment method:



Card #

Security Code

January 2022

Name on Card

Address Line 1

Address Line 2 (Optional)

City

Select State/Province

ZIP Code

Make this my primary billing account

Subtotal	\$0.00
Program Fee	\$0.00
Total	\$0.00